



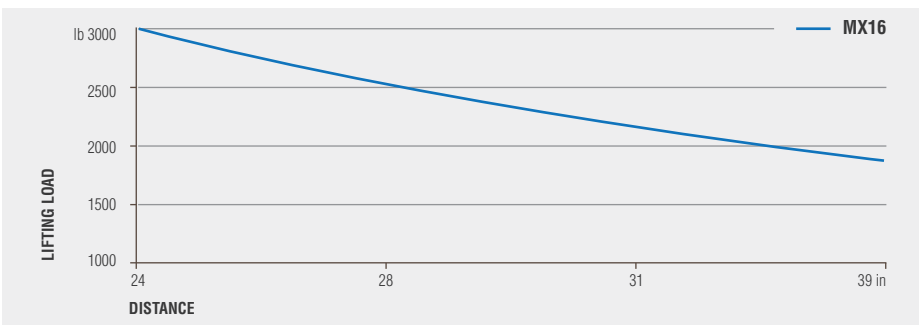
MX 16

- Full AC technology
- Adjustable wheelbase
- 48V 500Ah battery
- Multifunction LCD display
- Electronic lift control
- Cushion or Solid pneumatic tires
- Lifting height up to 243 inch
- Overall height under 78.2 inch (h6)
- Curve Speed Control
- Right Angle Stack 115°

MAST DETAILS MX 16

HEIGHT		STANDARD INCL. SIDE-SHIFT				DUPLEX INCL. SIDE-SHIFT				TRIPLEX INCL. SIDE-SHIFT			
Lift height	h_{23}	117	126	150	162	117	126	150	162	176	189	224	243
Closed mast height	h_1	78.1	82.4	94.3	100.6	78.1	82.4	94.3	100.6	78.1	82.4	94.3	100.6
Height mast extended *	h_4	159.1	167.7	191.3	203.9	159.1	167.7	191.3	203.9	216.1	229.1	264.6	283.5
Free lift	h_2	-	-	-	-	59.9	64.2	76	82.3	59.9	64.2	76	82.3
Overall width MX 16	b_1	38.8 SE - 39.2 V			4 1.5 SE-41.9V	38.8 SE - 39.2 V			41.5 SE-41.9V	42.3 SE - 42.7 V			

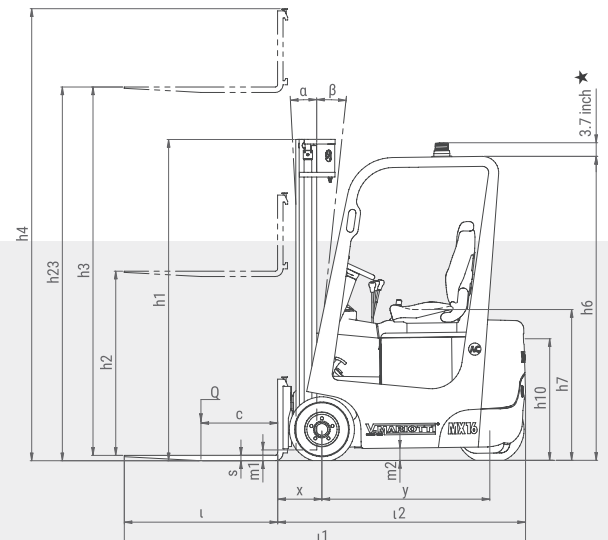
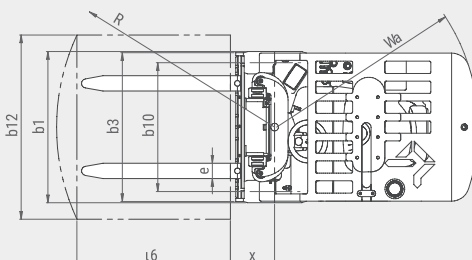
* With Backrest



Data showed are not binding and are liable to variations.
The constructor reserves the right of changes without notice.

★ On demand installation of the strobo light under the height of the overhead guard **h6**

Non-standard tyres, different masts, optional equipment, etc. may result in different values.



	1.1	Manufacturer			V.MARIOTTI S.r.l.	
CHARACTERISTICS	1.2	Model			MX 16	
	1.3	Type of drive			electric	
	1.4	Operator type			driver sitting	
	1.5	Load capacity/rated load	Q	lb	3000	
	1.6	Load centre distance	c	in	24	
	1.8	Load distance	x	in	11.4 ●	
	1.9	Wheel base min / max (adjustable)	y	in	41.6 / 45.2	
	WEIGHTS	2.1	Net weight incl. battery (see row 6.5)			6724 ■
		2.2	Axle load. with load. front / rear			8796 / 1455
2.3		Axle load. without load. front / rear			3241 / 3483	
WHEELS	3.1	Tires: Solid pneumatic (SE). Cushion (V)			SE / SE - V / V	
	3.2	Tire size front			145x60-9 - 16 ^{1/4} x6x11 ^{1/4}	
	3.3	Tire size rear			18x7-8 - 18x6x12 ^{1/8}	
	3.5	Wheels. number front/rear (◆ = driven wheels)			2 / 1 ◆	
	3.6	Track width. front	b ₁₀	in	33.1	
	DIMENSIONS	4.1	Tilt of mast/fork carriage forward/backward			α/β <°
4.2		Closed mast height			h ₁ in 78.5	
4.3		Free lift			h ₂ in \	
4.4		forks lifting			h ₃ in 125	
		Lifting height			h ₂₃ in 126	
4.5		Height mast extended			h ₄ in 139.8	
4.7		Height of overhead guard			h ₆ in 78.2	
4.8		Seat height			h ₇ in 37.4	
4.12		Coupling height			h ₁₀ in 31.5	
4.19		Overall length			l ₁ in 103	
4.20		Length including back of forks			l ₂ in 63.6 ●	
4.21		Overall width			b ₁ in 38.8 SE - 39.2 V	
4.22		Fork dimensions			s/e/l in 1.4x3.9x39.4	
4.23		Forks carriage ISO 2328. Class/form A. B			ISO 2A	
4.24		Forks carriage width			b ₃ in 38.2	
4.31		Floor clearance with load under mast			m ₁ in 3.3	
4.32		Floor clearance centre wheelbase			m ₂ in 3.5	
4.34	Right Angle Stack (for a 40" wide by 48" long pallet load)			in 115.0		
4.35	Turning radius			W _a in 52.2 ▲		
PERFORMANCE	5.1	Driving speed with/without load			mph 6.5 / 6.8	
	5.2	Lift speed with/without load			fpm 55.1 / 74.8	
	5.3	Lowering speed with/without load			fpm 70.9 / 55.1	
	5.6	Max. drawbar pull. with/without load			lb 1225 / 1293	
	5.7	Gradeability. with/without load			% 10 / 16	
	5.8	Max Gradeability. with/without load			% 15 / 22	
	5.10	Service brake			hydraulic	
	6.1	Drive motor rating S2 60 min.			kW 5.5	
ELECTRIC SYSTEM	6.2	Lift motor rating at S3 20%			kW 8.5	
	6.4	Battery voltage/nominal capacity K5			V/Ah 48 / 500	
	6.5	Battery weight			lb 1676 ■	
	8.1	Type of drive control			AC MOSFET	
OTHER	8.2	Working pressure for attachments			psi 2321	
	8.4	Sound pressure level at operator's ear			-	



- ▲ with mast in vertical position
- included side-shift

Non-standard tires, different masts, optional equipment, etc. may result in different values.
Right Angle Stack and Equal Intersecting Aisle dimensions (provided with a 48" long and 40" wide pallet load) allowing zero clearance.

